


THE UWR SYSTEM PRODUCT OVERVIEW

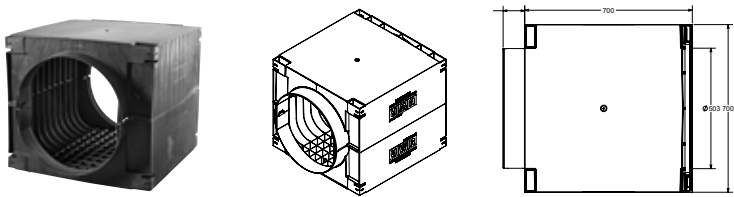
UWR System **UWR no.** **Product name**

UWR Connect Modul



- 7205B-Ø UWR Connect 302 700x700x615, Blue
- 7205S-A-Ø UWR Connect 302 HL 700x700x615, Black
- 7205S-B-Ø UWR Connect 302 ML 700x700x615, Black

UWR Pipe Modul

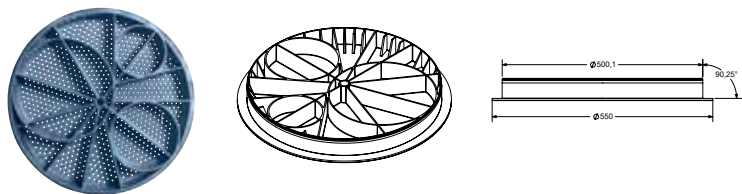


- 7204B-Ø UWR Pipe 302 700x700x615, Blue
- 7204S-A-Ø UWR Pipe 302 HL 700x700x615, Black
- 7204S-B-Ø UWR Pipe 320 ML 700x700x615, Black

UWR Covers DN 500



- 7201B-0 UWR Cover Ø500, Blue



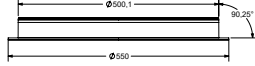
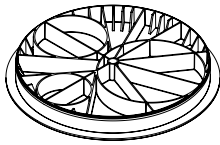
- 7201B-1 UWR Cover Ø500 w/holes, Blue



- 7201S-0 UWR Cover HL Ø500, Black

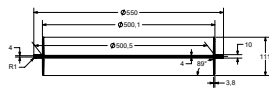
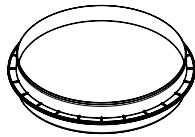
UWR System

UWR no. Product name

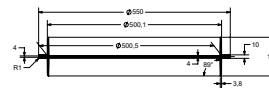
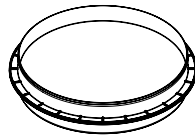


7201S-1 UWR Cover HL Ø500 w/holes, Black

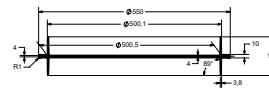
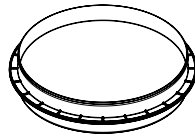
UWR Connecting DN 500



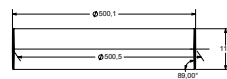
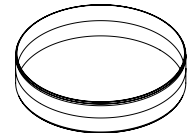
7202B-0 UWR Connecting Ø500, Blue



7202B-1 UWR Connecting closed Ø500, Blue


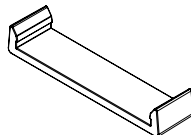


7202B-2 UWR Connecting W/holes Ø500, Blue



7202B-3 UWR Connecting Repair Ø500, Blue

UWR Locking wedges



VP7237B UWR S-Lock

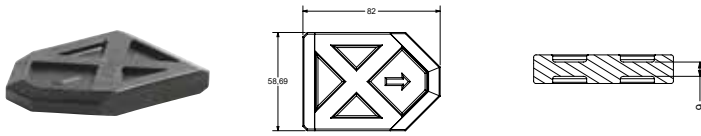
UWR System

UWR no. Product name

UWR Locking wedges

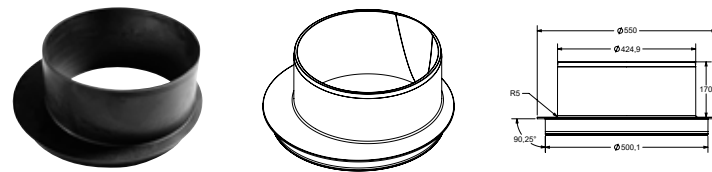


7200S UWR Pin Lock HL

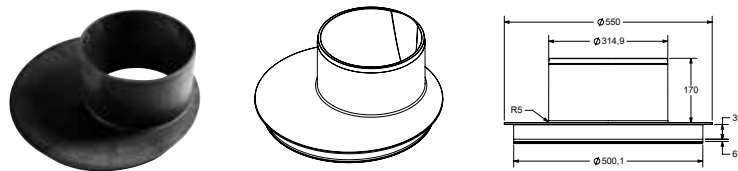


7199S UWR Drift Lock VX

UWR Cover Stud DN 425/315



7203S-1 UWR CoverPipe HL Ø500-425 mm



7203S-0 UWR CoverPipe HL Ø500-315 mm

UWR Drill Gasket



1500820 F570 DN110/117
 1434122 F570 DN160/167
 1434300 F570 DN250/262

UWR LipSeal



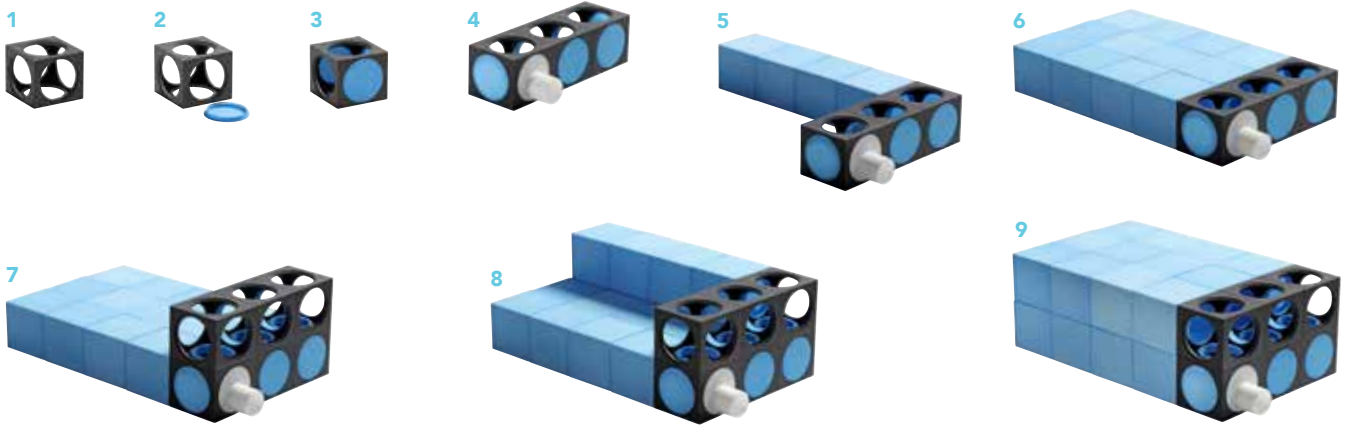

1588624 F910 DN110/138
 1584923 F910 DN160/186
 1891920 F910 DN250/275

UWR System


UWR no.

Product name

Assembly manual for the UWR System illustrated in a width of 2.1 m x height of 1.23 m x length of 50 m



UWR System	UWR no.	Product name
------------	---------	--------------



UWR System W 210 cm x H 184.5 cm with 315 drain studs, 315 manhole studs and 425 inspection studs



UWR System W 210 cm x H 184.5 cm with 315 drain studs, 315 manhole studs and 425 inspection studs, including cable penetration




UWR System W 210 cm x H 184.5 cm with 315 well 300 L sand trap hung on the side of the basin. 425 studs for inspection







UWR System	UWR no.	Product name
------------	---------	--------------

Example system setups






Inspiration for the UWR System.
Construction of rainwater pipes with sand traps, cable holes, manholes, road wells, angles, etc.




UWR System

UWR no. Product name



Inspiration for building a planting hole to allow drainage from the reservoir for trees and plants.

System design



Separation of the UWR Connect module with the UWR Connecting Closed. Using the UWR Connecting Closed, the system can be divided into several sections.

